







Attention: STOP your TempTale® IMMEDIATELY!



PLEASE EXECUTE THE FOLLOWING STEPS :

1. Upon receipt, remove TempTale® from shipping container or pallet.
2. Press and **Hold** the  button for 5 seconds. Verify  icon appears in the LCD display.
3. Check TempTale® LCD display for alarm status:
 - a) If  or **X** icon appears,
 - i. Segregate product within appropriate temperature and do not use until disposition is provided by Merck.
 - ii. Reference instructions below for alarming TempTale®.
 - b) If **NO**  or  icon appears, the product has stayed within the temperature and can be accepted. Return TempTale® for recycling via the pre-paid envelope addressed to Sensitech included in the shipment. Please ensure the TempTale® has been stopped before returning.
4. Place product under proper storage conditions according to product label.



DOWNLOAD AND RETURN INSTRUCTIONS - For **Alarmed TempTales®** only, if or **X** icon appears

Option A

1. If the device is a USB TempTale®, plug the USB connector of the TempTale® directly into a USB port on the computer. If the device is a non-USB TempTale®, use TempTale® reader.
2. Search and open up either the TT4USBMA or TTULTRAUSB drive (removable storage) on the computer.
3. Select .TTV or .TTX file, right click on the file, and place mouse over 'Send To' and select 'Mail Recipient.' Email .TTV or .TTX file and completed Notification of Temperature Excursion Form to osinboxusdc@merck.com.
Note: It will not be possible to open and view the data in the .TTV or .TTX file.
4. Hold product until disposition is provided by Merck.

Option B

1. Military Bases or Health Care Providers with facility protocols that prohibit the use of USB devices, or are unable to download the information, please contact the Merck Order Management Center for further instructions at:
 - a. Merck USA: 1-800-637-2579 or osinboxusdc@merck.com
 - b. Merck Puerto Rico: 787-474-8080



Notification of Temperature Excursion

Complete only if there is an alarm bell 📢 or X on the TempTale®

If an alarm bell 📢 or X is present on the TempTale®,
product must be put on HOLD/SEGREGATED awaiting product disposition by Merck.

Company name: _____

Telephone number contact: _____

Email contact: _____

Please complete the form below and answer the questions for the container with a TempTale® alarm.

Receiving date: _____

Receiving local time: _____

Delivery number from pack Slip/BOL: _____

TempTale® serial number in alarm:
(on top of TempTale®)



If applicable, please indicate other important information below:

Print Responsible Person:

Signature and date:

**SCAN THE SIGNED FORM AND EMAIL WITH THE TEMPTALE FILE TO OSINBOXUSDC@MERCK.COM
AND MAIL RECIPIENT AS DETERMINED BY THE MERCK ORDER MANAGEMENT CENTER.**